



GUJCOT TRADE ASSOCIATION

MONTHLY PRESSING REPORT Feb-2025

Dear All Cotton Friends,

Gujcot has collected pressing figures from all ginners and compiled data to serve whole trade. In this mission we get valuable support from many of our trade personalities. We Gujcot team is very thankful to all helping hands, who worked directly or indirectly, with their valuable support, we are able to put real time pressing figures. We thank all Gujarat Ginners for their cooperating with Gujcot team to share their pressing figures. We hope the whole Textile value Chain will be benefitted by these data and will help us in future to achieve our goal to serve our cotton trade.

On this International Women's Day, we extend our greetings to the millions of women working across the cotton value chain, from farm to fashion.

Report Sponsors:

Click on Sponsor's Logo to visit Sponsor's Website



Radheshyam
SPINNING MILL PVT. LTD.



ANSH EXPORTS



AXITA COTTON



GUJCOT TRADE ASSOCIATION

MONTHLY PRESSING REPORT Feb-2025

Summary

Gujarat Pressing as on 28th Feb 2025

- **Cumulative Pressing in 170 Kg Bales**

Total Pressing 47,66,325 Bales.

Shankar 6 47,62,799 Bales

V-797 3,526 Bales

- **Cumulative Pressing in Running Bales**

Total Pressing 50,01,699 Bales.

Shankar 49,97,999 Bales

V-797 3,700 Bales

- **Monthly Pressing in 170 kg Bales**

Total Pressing 9,80,104 Bales

Shankar-6 9,76,578 Bales

V-797 3,526 Bales

Average pressing per day 35,004 Bales

- **Monthly Pressing in Running Bales**

Total Pressing 10,28,504 Bales

Shankar-6 10,24,804 Bales

V-797 3,700 Bales.

Average pressing per day 36,732 Bales

- **Active Ginning Factories during the month 488**

Saurashtra 312

North Gujarat 137

Main Line 29

Kutch 10



GUJCOT TRADE ASSOCIATION

MONTHLY PRESSING REPORT Feb-2025

Gujcot Trade Association						
Gujarat Pressing Summary 28-Feb-2025						
2024-25	CUMULATIVE PRESSING (IN 170 Kgs)					
	Feb-24	Jan-25	Feb-25	M/M Change (In Bales)	Y/Y Change (In Bales)	Y/Y Change (In %)
Shankar 6						
Saurashtra	37,31,890	23,15,158	28,74,495	5,59,336	-8,57,395	-22.97%
North Gujarat	15,54,461	9,95,474	12,58,736	2,63,262	-2,95,724	-19.02%
Main Line	4,51,688	3,43,821	4,67,418	1,23,596	15,729	3.48%
Kutch	1,68,575	1,31,768	1,62,151	30,383	-6,425	-3.81%
Total	59,06,614	37,86,221	47,62,799	9,76,578	-11,43,815	-19.36%
V-797	61,751		3,526	3,526	-58,225	-94.29%
Total	59,68,365	37,86,221	47,66,325	9,80,104	-12,02,040	-20.14%
Remark : Daily Pressing Average 36,732 RB - 35,004 170 Kg Bales						

Pressing in Running Bales						
Zone	As On 28-Feb-2025 (Cumulative)			During Feb 2025 (Monthly)		
	Shankar-6	V 797	Total	Shankar-6	V 797	Total
Saurashtra	30,16,445	100	30,16,545	5,86,958	100	5,87,058
North Gujarat	13,20,896	3,600	13,24,496	2,76,263	3,600	2,79,863
Main Line	4,90,500		4,90,500	1,29,700		1,29,700
Kutch	1,70,158		1,70,158	31,883		31,883
Total	49,97,999	3,700	50,01,699	10,24,804	3,700	10,28,504

Season	Till February Pressing in 170 Kgs					Final Pressing	Arrival Percentage	
	Saurashtra	North Gujarat	Main Line	Kutch	Total			
2018-19	34,27,515	20,35,443	4,41,212	2,38,944	61,43,114	90,49,293	67.89%	Final
2019-20	36,80,149	19,93,697	4,48,702	2,07,131	63,29,679	96,45,708	65.62%	Final
2020-21	42,72,095	22,27,764	4,48,311	1,82,288	71,30,459	90,02,326	79.21%	Final
2021-22	36,16,579	13,79,197	3,88,466	1,55,234	55,39,477	74,29,257	74.56%	Final
2022-23	27,40,089	12,36,717	3,29,241	1,57,312	44,63,358	92,61,522	48.19%	Final
2023-24	37,33,701	16,14,401	4,51,688	1,68,575	59,68,365	90,27,691	66.11%	Final
2024-25	28,74,590	12,62,167	4,67,418	1,62,151	47,66,325	75,00,000	63.55%	Est.



GUJCOT TRADE ASSOCIATION

MONTHLY PRESSING REPORT Feb-2025

- From 2018-2019 to 2023-2024, the average February pressing accounted for 66.93% of the final Gujarat pressing. The highest pressing in percentage was recorded in the 2020-21 season at 79.21%, with a similar trend observed in 2021-22.
- In the 2021-22 season, despite a lower crop yield, farmers opted to sell kapas (seed cotton) faster than average selling. However, in the following year (2022-23), despite a significantly larger crop compared to 2021-22, farmers were reluctant to sell, resulting in slow pressing till 28th February, only 48.19% of the final pressing was done by February end.
- Due to the Cotton Corporation of India (CCI) MSP operations, mainline pressing was above average. Consequently, all other three zones, Saurashtra, North Gujarat, and Kutch were running below their usual average pressing.
- In Saurashtra, 375 ginning factories were active during the season, but by February, only 312 remained operational, indicating that 63 factories had halted operations due to market disparity. Similarly, in North Gujarat, out of 159 active ginning units, only 137 continued operating in February, with 22 factories remained closed during February month. Uncertain market condition also contribute to the lower pressing condition.
- Currently, around 100 ginning factories are processing cotton for CCI in Gujarat. As of February 28th, CCI had procured 10,66,000 running bales equivalent kapas in Gujarat, out of which around 9,75,000 running bales were pressed till 28th February 2025, while 91,000 bales equivalent remained in kapas form. In February alone, CCI pressing amounted to 2,75,000 running bales.
- Meanwhile, approximately 388 factories were operating in the private sector, pressing a total of 7,53,504 running bales in February. This translates to an average of 69 bales processed per factory per day over 28 days.

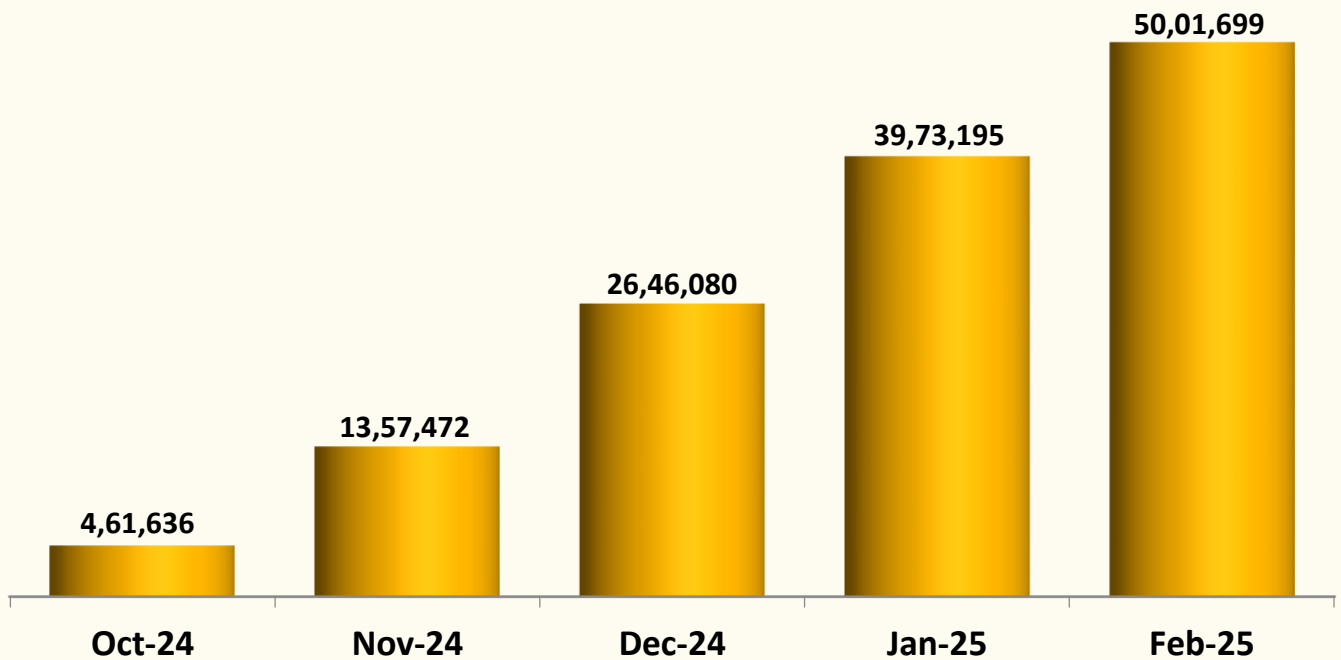


GUJCOT TRADE ASSOCIATION

MONTHLY PRESSING REPORT Feb-2025

Gujarat Cumulative Cotton Pressing

Running Bales



Gujarat Cumulative Pressing

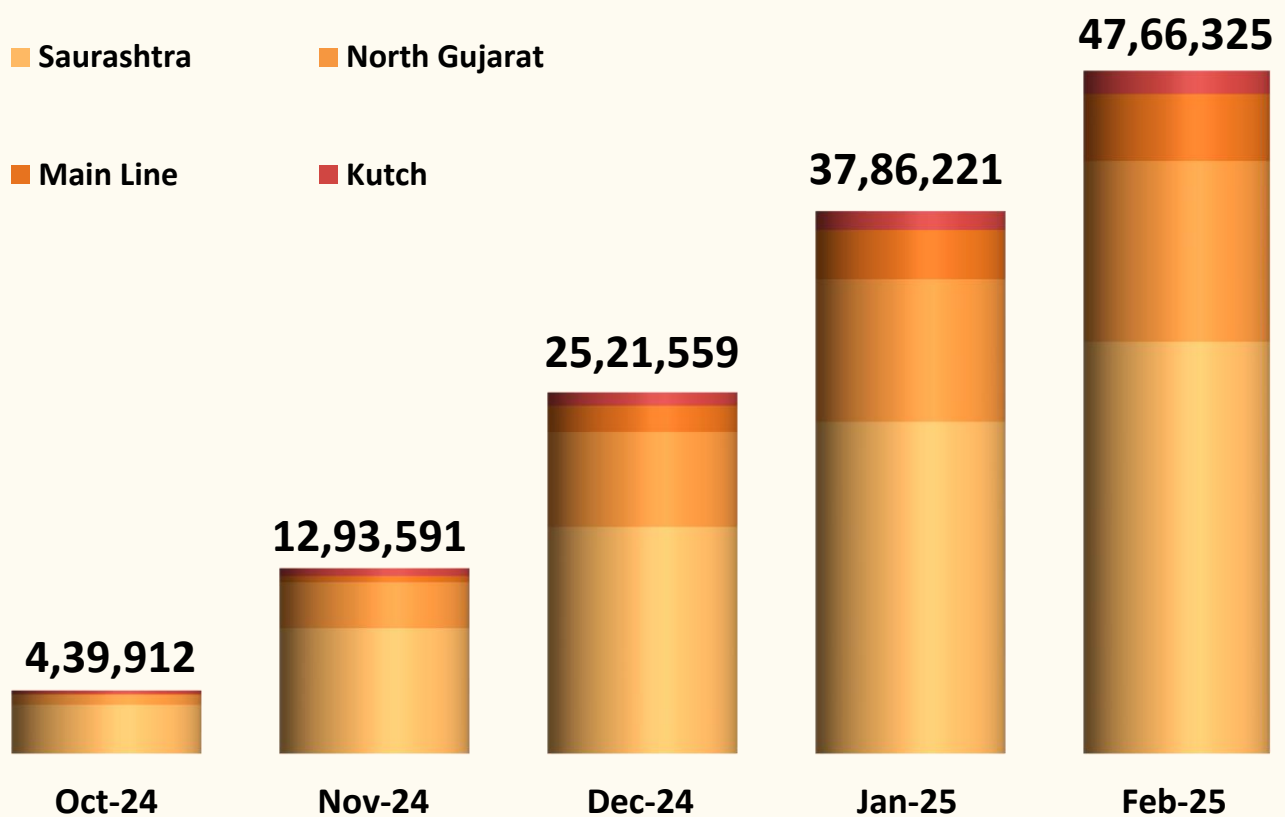
In 170 Kg Bales

Saurashtra

North Gujarat

Main Line

Kutch



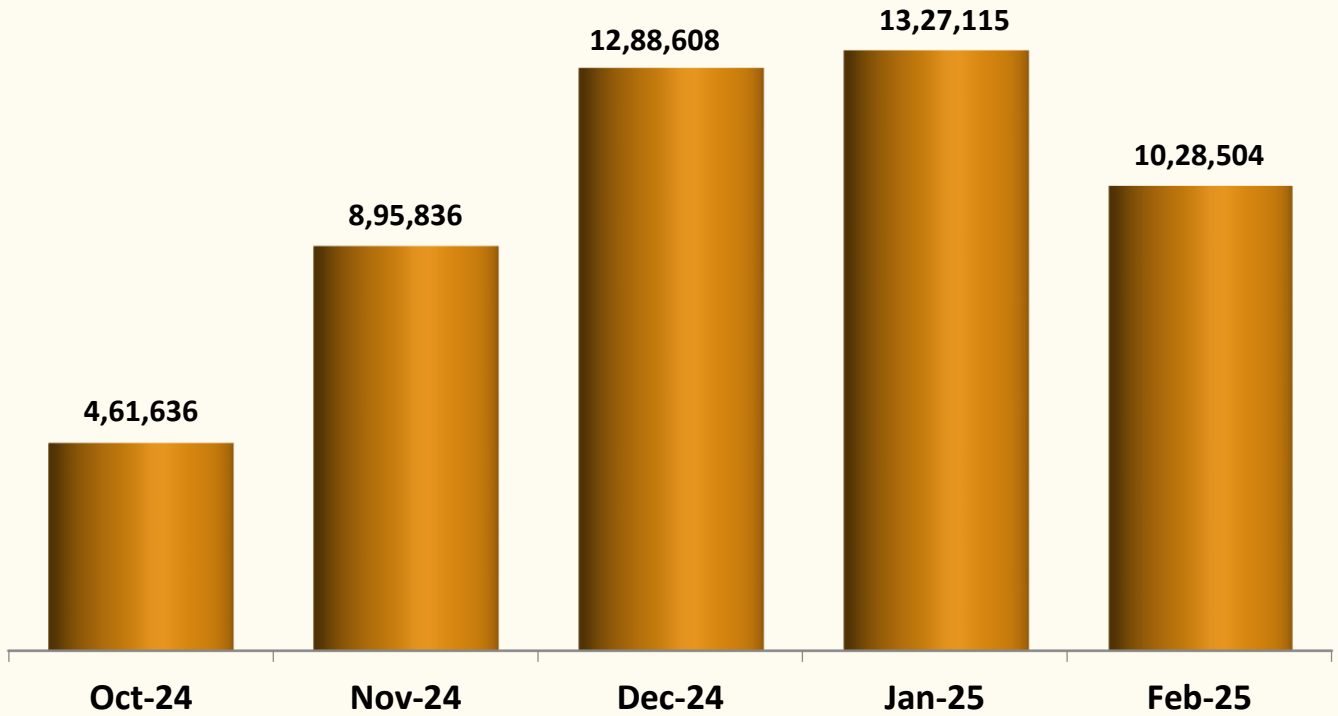
Radheshyam
SPINNING MILL PVT. LTD.



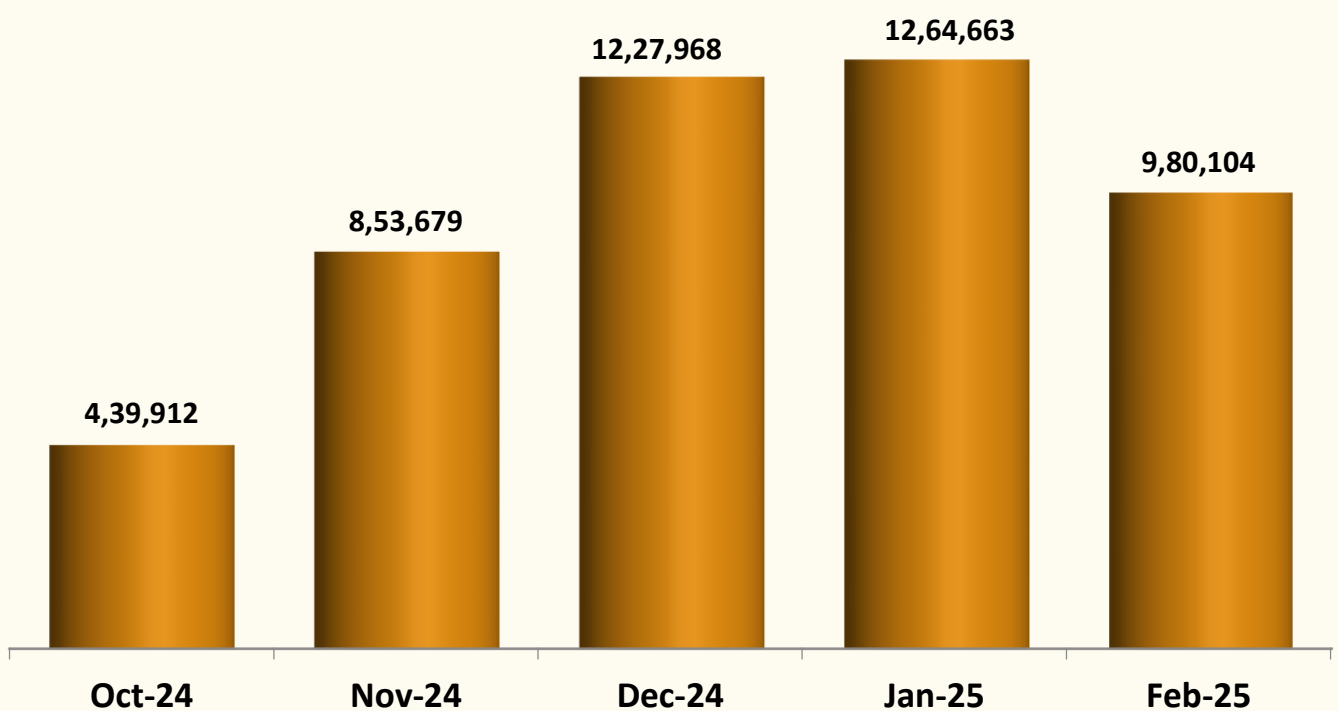
GUJCOT TRADE ASSOCIATION

MONTHLY PRESSING REPORT Feb-2025

Gujarat Monthly Cotton Pressing Running Bales



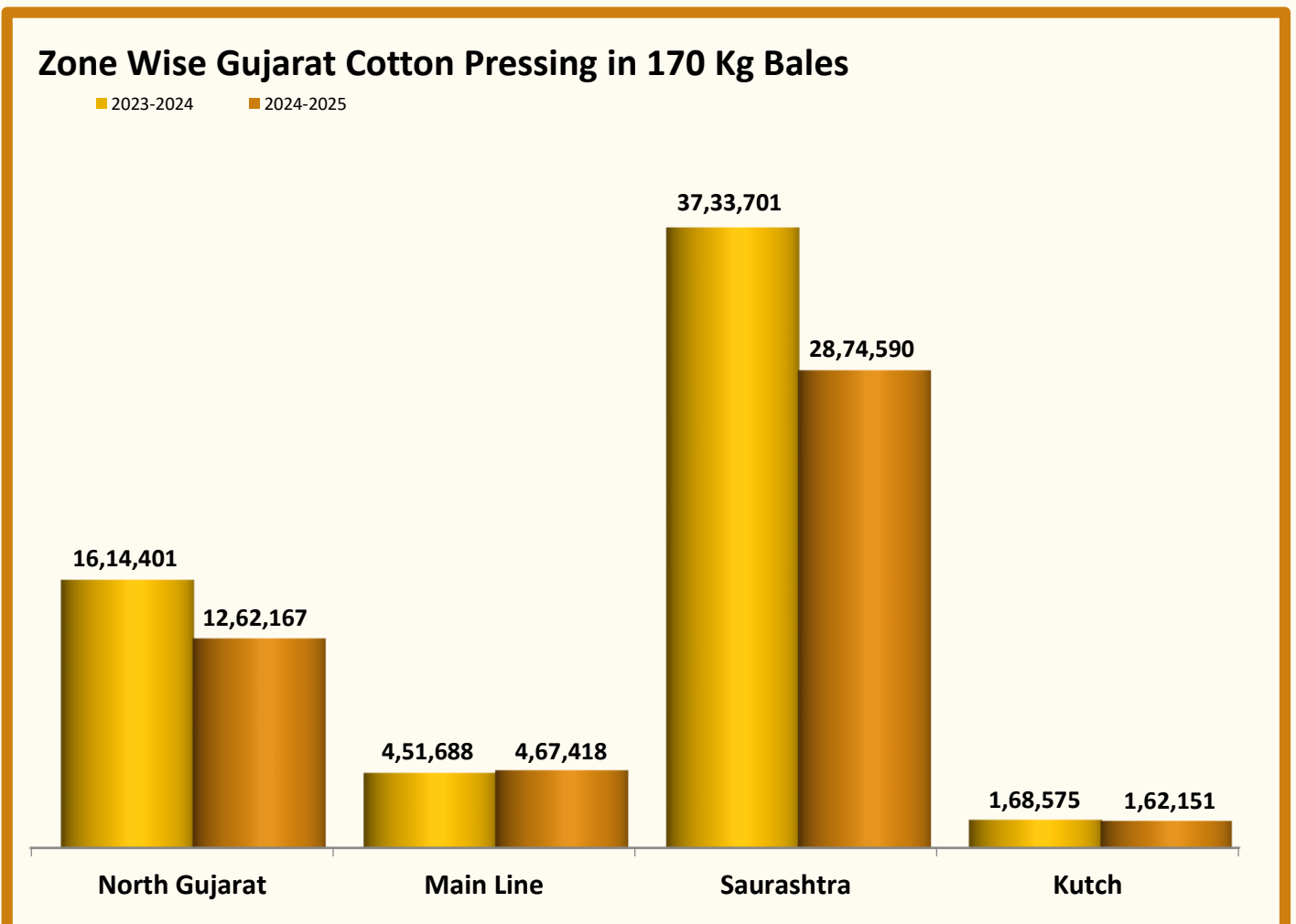
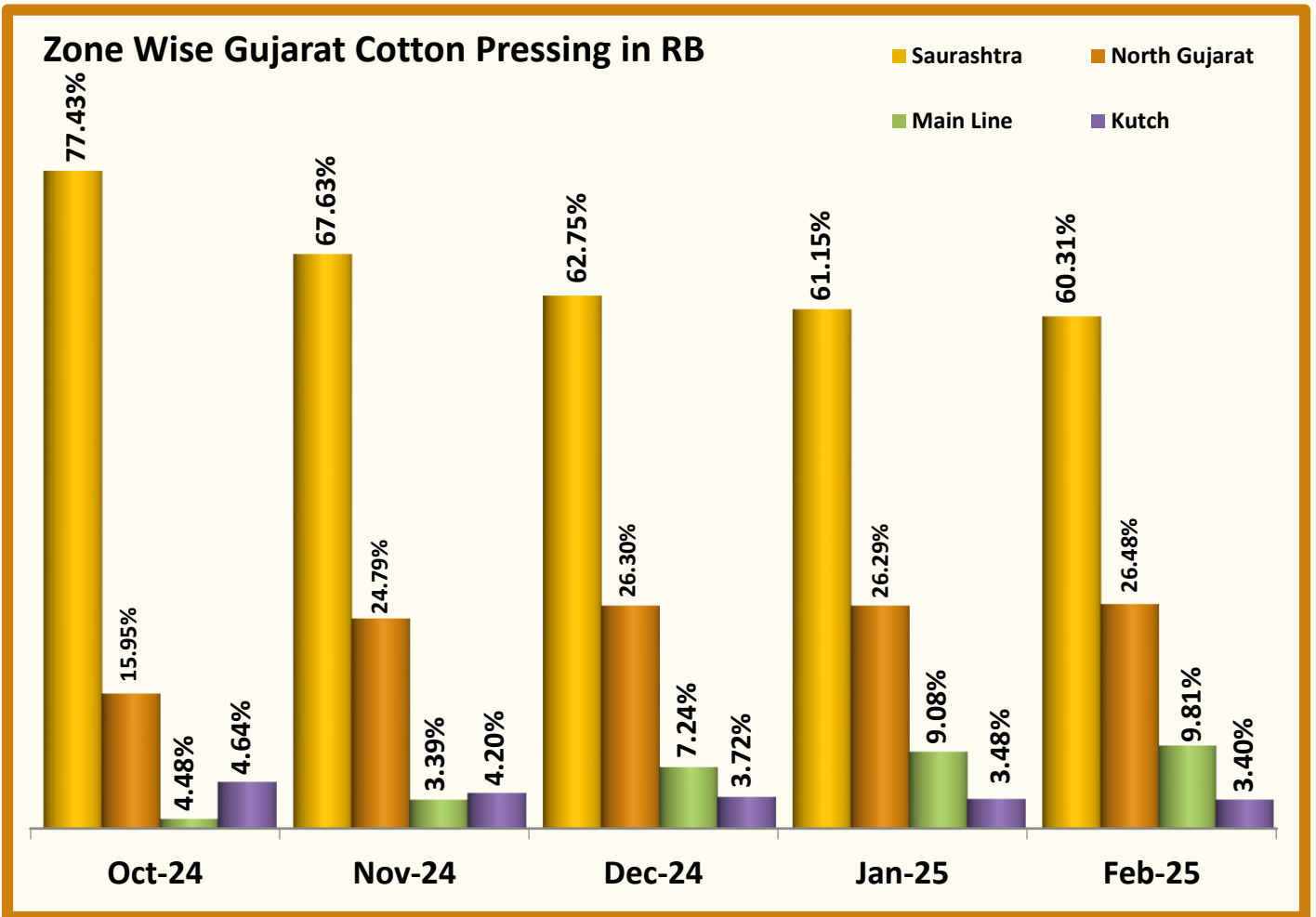
Gujarat Monthly Cotton Pressing 170 Kg Bales





GUJCOT TRADE ASSOCIATION

MONTHLY PRESSING REPORT Feb-2025





GUJCOT TRADE ASSOCIATION

MONTHLY PRESSING REPORT Feb-2025

Saurashtra

Station	Feb-24	Jan-25	Feb-25	MoM Change	YoY Change	Fact. In Operation	
						Monthly	Seasonal
Amreli	1,56,600	93,600	1,15,300	21,700	-41,300	15	19
Babra	1,60,900	99,443	1,28,210	28,767	-32,690	19	21
Botad	4,72,950	3,28,100	3,73,440	45,340	-99,510	41	55
Chotila	1,02,126	65,745	82,691	16,946	-19,435	3	4
Chuda	20,700	9,900	10,900	1,000	-9,800	2	3
Damnagar	4,500	2,200	2,500	300	-2,000	1	1
Dhasa	2,61,600	2,14,010	2,59,260	45,250	-2,340	33	43
Dhoraji-Upleta	73,926	31,496	41,787	10,291	-32,139	7	8
Dhrangadhra-Halvad	2,73,400	1,90,800	2,20,300	29,500	-53,100	10	12
Gariyadhar	41,000	26,500	33,500	7,000	-7,500	5	5
Gondal	1,29,100	47,900	59,600	11,700	-69,500	7	7
Jamkandorna	6,000				-6,000		
Jamnagar-Falla	4,08,560	1,93,966	2,43,400	49,434	-1,65,160	19	22
Jasdan	1,52,976	1,03,700	1,29,849	26,149	-23,127	13	15
Jetpur	62,000	32,500	44,000	11,500	-18,000	3	3
Kuvadava	30,500	18,000	22,000	4,000	-8,500	2	2
Lakhtar	8,700	7,700	9,400	1,700	700	2	2
Limbdi	36,200	32,000	40,600	8,600	4,400	4	4
Mahuva	92,991	63,840	92,450	28,610	-541	12	13
Manavadar	2,37,346	1,04,100	1,40,510	36,410	-96,836	30	32
Morbi	1,25,100	1,14,300	1,48,740	34,440	23,640	10	11
Palitana	11,800	10,500	14,300	3,800	2,500	2	2
Porbandar	9,000	500	1,200	700	-7,800	2	2
Rajula	31,700	25,600	31,000	5,400	-700	3	4
Savarkundala	23,700	24,000	36,400	12,400	12,700	5	5
Shapar	1,15,700	53,500	66,300	12,800	-49,400	6	6
Surendranagar	1,16,000	78,300	92,400	14,100	-23,600	4	6
Talaja	84,900	67,500	83,400	15,900	-1,500	11	14
Tankara-Neknam	3,30,100	1,88,800	2,39,400	50,600	-90,700	18	23
Targhadi	96,200	72,400	92,700	20,300	-3,500	9	10
Tramba-Sardhar	17,500	7,000	13,300	6,300	-4,200	1	1
Una	47,200	25,700	36,300	10,600	-10,900	4	6
Wankaner	1,77,106	95,887	1,11,408	15,521	-65,698	9	14
TOTAL	39,18,081	24,29,487	30,16,545	5,87,058	-9,01,536	312	375



GUJCOT TRADE ASSOCIATION

MONTHLY PRESSING REPORT

Feb-2025

North Gujarat

Station	Feb-24	Jan-25	Feb-25	MoM Change	YoY Change	Fact. In Operation	
						Monthly	Seasonal
Visnagar	84,600	74,900	92,700	17,800	8,100	6	8
Vijapur-Mansa	2,96,600	2,00,600	2,58,300	57,700	-38,300	30	31
Harij	1,71,326	97,093	1,10,973	13,880	-60,353	14	18
Radhanpur	32,500	28,405	30,905	2,500	-1,595	2	5
Idar-Sabarkantha	25,300	10,000	13,850	3,850	-11,450	5	5
Idar-Raiya							
Himmatnagar	21,300	16,700	18,000	1,300	-3,300	1	2
Vadali-Sadatpura	32,500	22,800	32,180	9,380	-320	4	5
Khedbrahma	7,450	5,400	8,710	3,310	1,260	6	6
Kapadwanj	33,500	32,200	42,600	10,400	9,100	3	3
Viramgam	27,600	11,750	15,300	3,550	-12,300	6	7
Kadi	8,82,950	4,95,590	6,43,037	1,47,447	-2,39,913	50	54
Mandal-Bahucharaji	13,700	3,000	3,200		-10,500	1	2
Bavla	6,000	7,600	7,600		1,600		1
Dholka	9,100	5,200	5,200		-3,900		2
Dhandhuka	43,998	30,895	38,941	8,046	-5,057	8	9
Talod	5,700	2,500	3,000	500	-2,700	1	1
TOTAL	16,94,124	10,44,633	13,24,496	2,79,863	-3,69,628	137	159



ANSH EXPORTS



GUJCOT TRADE ASSOCIATION

MONTHLY PRESSING REPORT Feb-2025

Main Line							
Station	Feb-24	Jan-25	Feb-25	MoM Change	YoY Change	Fact. In Operation	
						Monthly	Seasonal
Karjan	85,000	48,800	60,500	11,700	-24,500	3	3
Dabhoi	1,200	3,200	4,500	1,300	3,300	1	1
Golagamdi							
Handod	68,500	57,300	87,000	29,700	18,500	5	5
Bodeli	92,500	93,000	1,33,000	40,000	40,500	8	8
Kosindra	23,800	22,000	31,000	9,000	7,200	2	2
Pavijetpur	32,094	22,600	34,000	11,400	1,906	2	2
Kaledia	1,00,300	69,400	91,100	21,700	-9,200	5	5
Palej	25,000	16,800	18,700	1,900	-6,300	1	2
Bharuch	2,500				-2,500		
Mandala	23,000	12,000	14,000	2,000	-9,000	1	1
Nizar	17,000	12,500	13,500	1,000	-3,500	1	1
Hansot							
Badalpur							
Sinor							
Olpad							
Valiya	2,500	3,200	3,200		700		1
Samlaya	600				-600		
TOTAL	4,73,994	3,60,800	4,90,500	1,29,700	16,506	29	31

Kutch							
Station	Feb-24	Jan-25	Feb-25	MoM Change	YoY Change	Fact. In Operation	
						Monthly	Seasonal
Abdasa	21,500	13,400	22,500	9,100	1,000	1	1
Anjar	1,17,700	89,970	1,05,053	15,083	-12,647	6	6
Bhuj	13,200	13,305	16,405	3,100	3,205	1	1
Mandvi	24,500	18,100	22,200	4,100	-2,300	1	1
Nakhatrana							
Rapar		3,500	4,000	500	4,000	1	1
TOTAL	1,76,900	1,38,275	1,70,158	31,883	-6,742	10	10



AXITA COTTON



GUJCOT TRADE ASSOCIATION

MONTHLY PRESSING REPORT Feb-2025

Again Team Gujcot thanks our direct and indirect helpers.

For Data Collection

We are thankful to

Shri Manishbhai - Anjar

Shri Mukeshbhai Purohit

Nileshbhai - Manager SGA

Premjibhai - Manavadar

Kalpeshbhai - Manager

Gujcot Trade Association

For Data Verification

We are thankful to

Shri Jatinbhai - Vijapur

Shri Sujalbhai

Shri Jagdishbhai Soni

Shri Chetanbhai Shree Gita Group - Morbi

Shri Nileshbhai - Dhandhuka

Shri Jaytibhai -Botad

Once again thanks to whole Gujarat Cotton value chain for their co-operation.

For, Gujcot Trade Association

Akash Shah

[President]

For, Gujcot Trade Association

Ajay Shah

[Secretary]

Report Sponsors:

[Click on Sponsor's Logo to visit Sponsor's Website](#)



Radheshyam
SPINNING MILL PVT. LTD.



ANSH EXPORTS



AXITA COTTON